

TEACHING STUDENTS TO NAIL THE 7 × TABLES

A 7 × TABLE TEACHING STRATEGY

This sheet is for countries using the 1 × 7 pattern

I know 1 × 7, 2 × 7, 5 × 7 and 10 × 7

If I get stuck with harder 7 × tables,
I can use my 5 × and 2 × tables.
I add them together to get the answer.

Like this:

$$\begin{array}{r} 3 \times 7 = 3 \times 5 = 15 \\ 3 \times 2 = \underline{6} \\ 21 \end{array}$$



Don't keep numbers in your head!
Write them down or you may lose them.
It happens to me all the time!

$3 \times 7 =$

$3 \times 5 = 15$

$3 \times 2 = 6$

$} = 21$

$7 \times 7 =$

$7 \times 5 = 35$

$7 \times 2 = 14$

$} = 49$

$4 \times 7 =$

$4 \times 5 = 20$

$4 \times 2 = 8$

$} = 28$

$8 \times 7 =$

$8 \times 5 = 40$

$8 \times 2 = 16$

$} = 56$

$6 \times 7 =$

$6 \times 5 = 30$

$6 \times 2 = 12$

$} = 42$

$9 \times 7 =$

$9 \times 5 = 45$

$9 \times 2 = 18$

$} = 63$


$$3 \times 7 =$$


$$4 \times 7 =$$


$$6 \times 7 =$$


$$7 \times 7 =$$


$$8 \times 7 =$$


$$9 \times 7 =$$

Print and laminate for your Math's Toolbox


$$3 \times 5 = 15$$


$$3 \times 2 = 6$$


$$4 \times 5 = 20$$


$$4 \times 2 = 8$$


$$6 \times 5 = 30$$


$$6 \times 2 = 12$$

Print and laminate for your Math's Toolbox


$$7 \times 5 = 35$$


$$7 \times 2 = 14$$



$$8 \times 5 = 40$$



$$8 \times 2 = 16$$



$$9 \times 5 = 45$$



$$9 \times 2 = 18$$


Print and laminate for your Math's Toolbox



$$\} = 21$$


$$\} = 28$$


$$\} = 42$$


$$\} = 49$$


$$\} = 56$$


$$\} = 63$$

Print and laminate for your Math's Toolbox